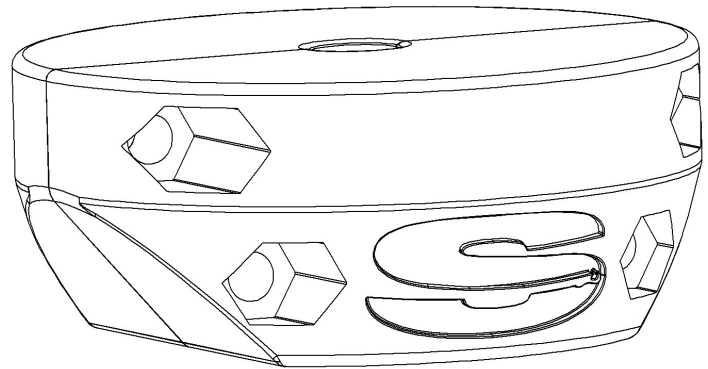




SUPERWINCH
BY WESTIN

WINCH HOOK SNUBBER



PART NUMBERS:

2579– Winch Hook Snubber for 5/32" - 1/4" diameter rope

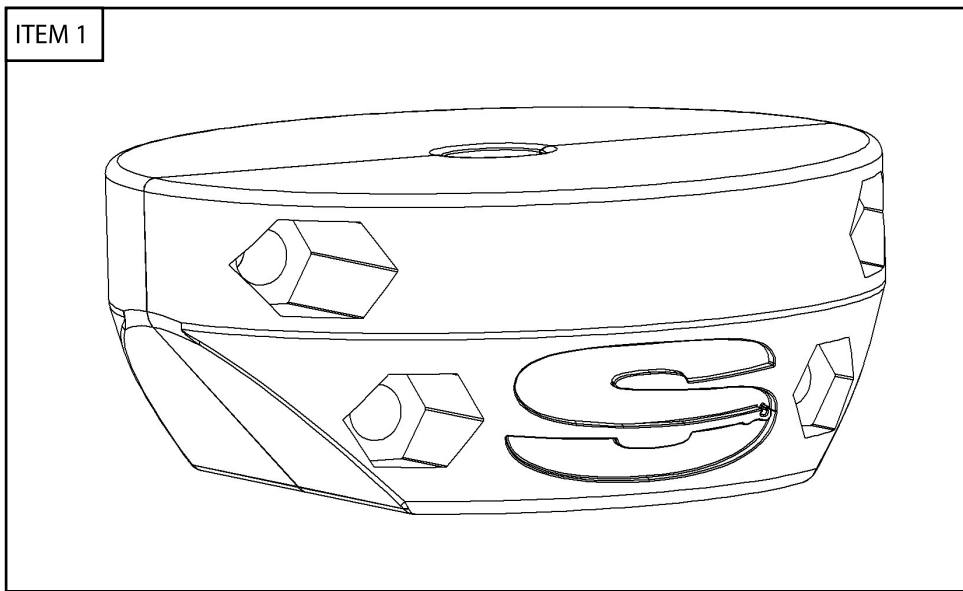


**SAVE THESE
INSTRUCTIONS**

CONTENTS

ITEM	QUANTITY	DESCRIPTION
1	1	WINCH HOOK SNUBBER
2	2	SHORT PHILLIPS HEAD BOLT
3	2	LONG PHILLIPS HEAD BOLT
4	4	M3 HEX NUT
5	4	M3 SPLIT LOCK WASHER
6	4	M3 FLAT WASHER

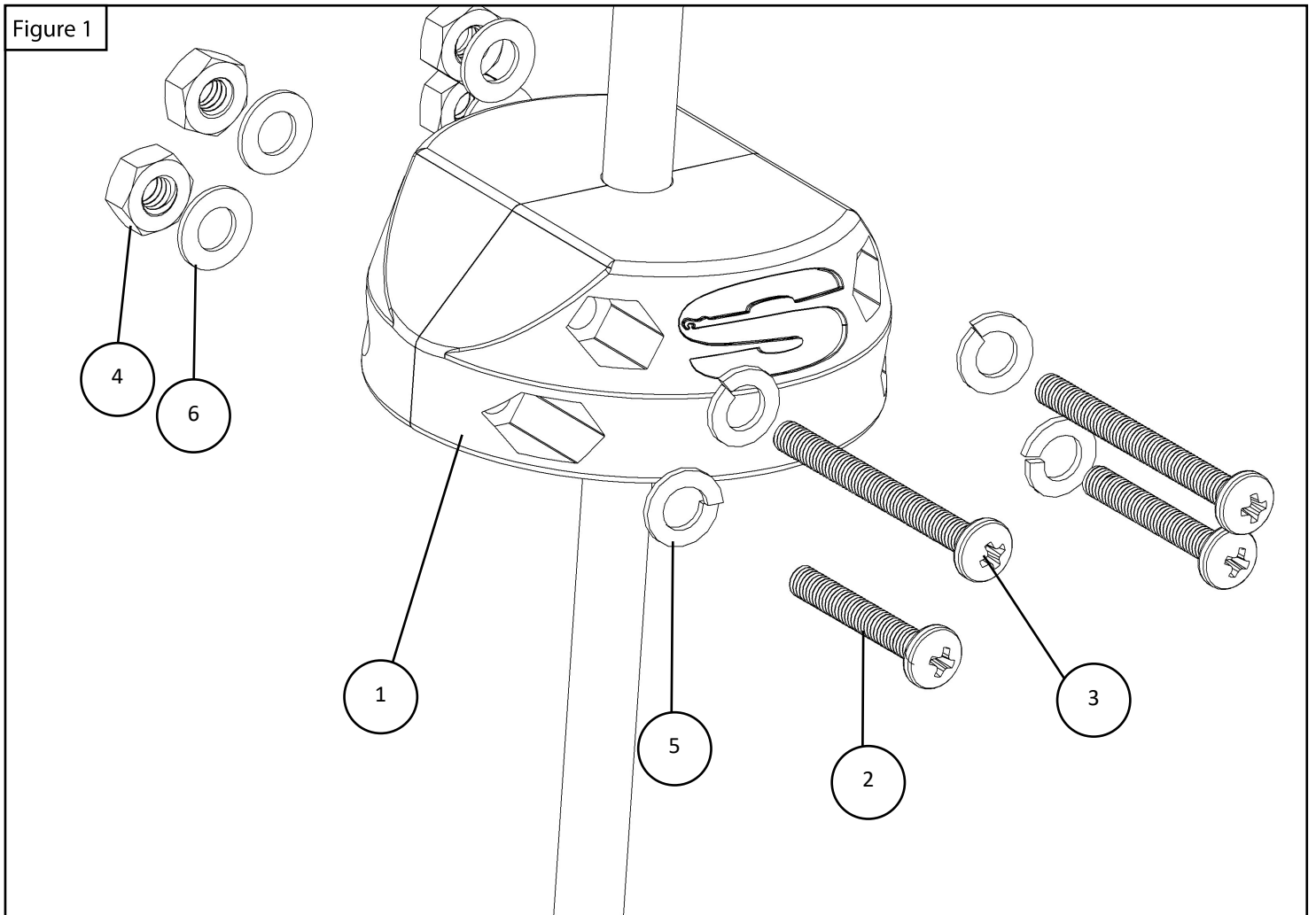
ANTI-SEIZE LUBRICANT MUST BE USED ON ALL STAINLESS STEEL FASTENERS TO PREVENT THREAD DAMAGE AND GALLING



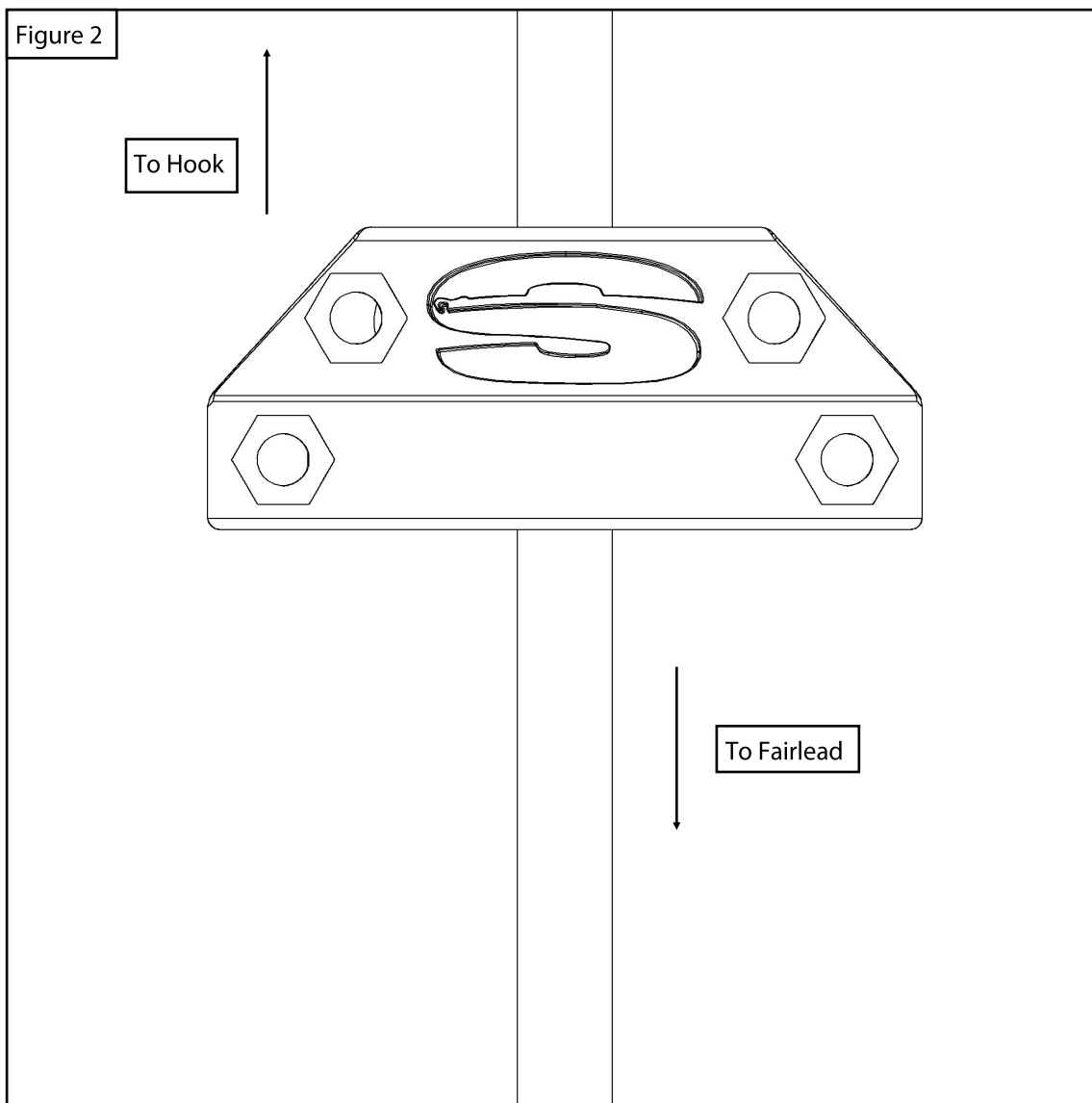
INSTALLATION INSTRUCTIONS

1. Remove contents from box, verify if all parts listed are present and free from damage. **Failure to identify damage before installation could lead to a rejection of any claim.**
2. Carefully read and understand all instructions before attempting installation. **Ensure that all mounting hardware is torqued to specifications prior to use.**
3. The winch hook snubber is designed to be used with 5/32" - 1/4" diameter rope to stop the rope from bottoming out.
4. Using the supplied hardware, connect both halves of the snubber around the rope in the desired location. And tighten hardware until snug. **See Figure 1**


Figure 1



5. Ensure the back side of the snubber (wider side) is facing towards the side of the fairlead. Winch in until the snubber is tight against the fairlead. **See Figure 2**



INSTALLATION COMPLETE



2586 shown, 2579 is similar

WARNINGS

Failure to follow these instructions could lead to death, personal injury, and / or property damage.

FASTENERS:

All SUPERWINCH supplied fasteners must be utilized and installed in accordance with the installation instructions and apply torque to the specifications as defined. DOUBLE CHECK ALL FASTENERS BEFORE INITIAL USE, AND PERIODICALLY IN THE FUTURE TO ENSURE PROPER FUNCTION AND SAFETY.

EYE PROTECTION:

ALWAYS WEAR SAFETY GLASSES OR GOGGLES DURING THE INSTALLATION PROCESS TO AVOID PERSONAL INJURY.

FOR CALIFORNIA RESIDENTS ONLY-PROP 65 WARNING:

Some products may contain chemicals such as DEHP, which can cause cancer, birth defects or other reproductive harm. For more info go to www.p65warnings.ca.gov



For more information on this and other products,
or to be put in contact with a Superwinch sales
rep or distributor, call (800) 323- 2031
or email info@superwinch.com

SUPERWINCH
320 W. COVINA BLVD.
SAN DIMAS, CA 91773

© 2019 SUPERWINCH®, Superwinch®, and S Superwinch® (design) are registered trademarks of Superwinch Inc. in the United States and/or other countries.